

HOWARD COUNTY HEALTH OUTCOMES AND IDENTIFIED DISPARITIES

Felicia Pailen, MPH
Director – Bureau of Assessment, Planning and Communications
September 26, 2019



Promote. Preserve. Protect.

hchealth.org



HEALTH OUTCOMES AND HEALTH DISPARITIES

Health Outcomes

Changes in health that result from measures of specific health care investments or interventions

- *Canadian Institute for Health Information*

Health Disparities

Preventable differences in the burden of disease, injury, violence or opportunities to achieve optimal health that are experienced by socially disadvantaged populations.

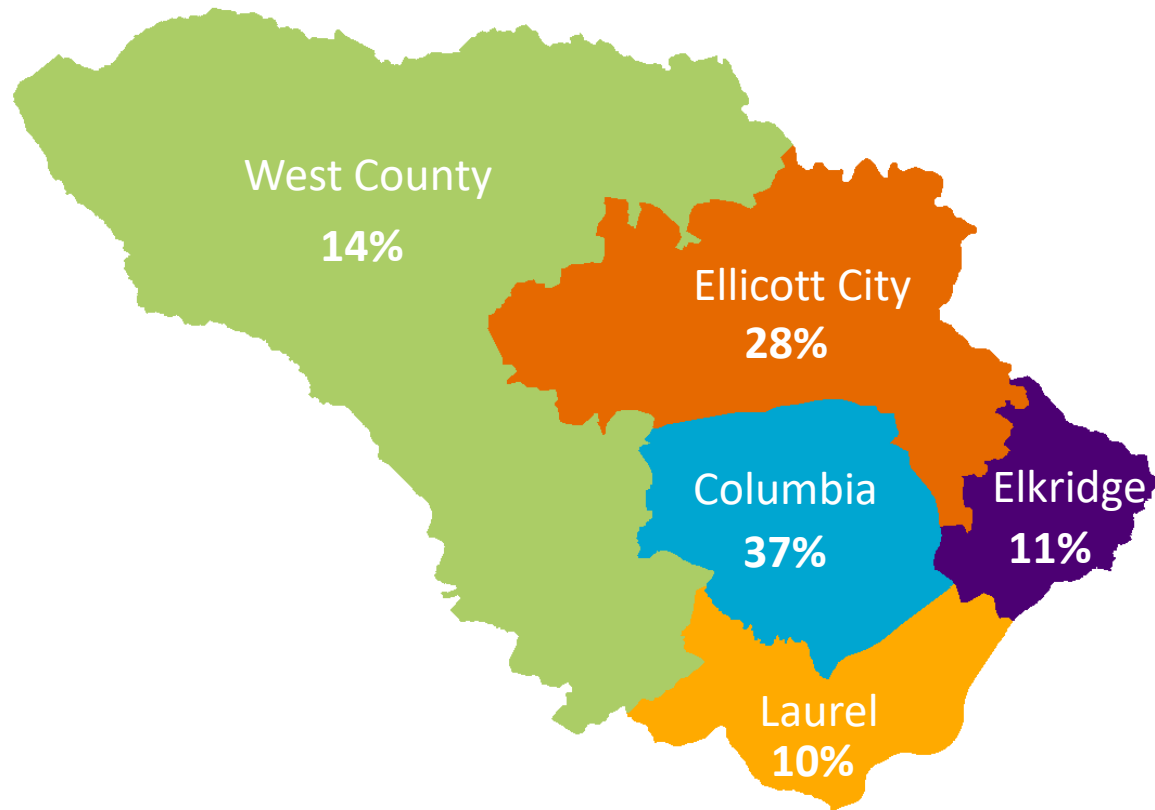
- *Centers for Disease Control and Prevention*

HCHAS BACKGROUND

- Howard County Health Assessment Survey (HCHAS) Biennial Survey conducted 2012-2018
- Partner Organizations
 - Columbia Association
 - Horizon Foundation
 - Howard County General Hospital
 - Howard County Health Department
- Assesses health-related behaviors and risk factors specifically in Howard County residents
- Questions modeled after CDC's Behavioral Risk Factor Surveillance System

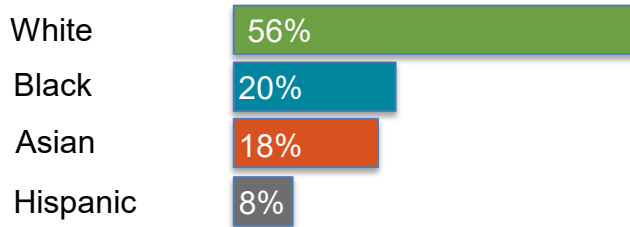
HCHAS RESPONDENT DISTRIBUTION

REGIONAL PLANNING DISTRICTS

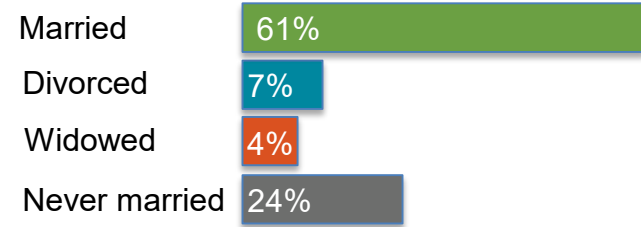


DEMOGRAPHICS

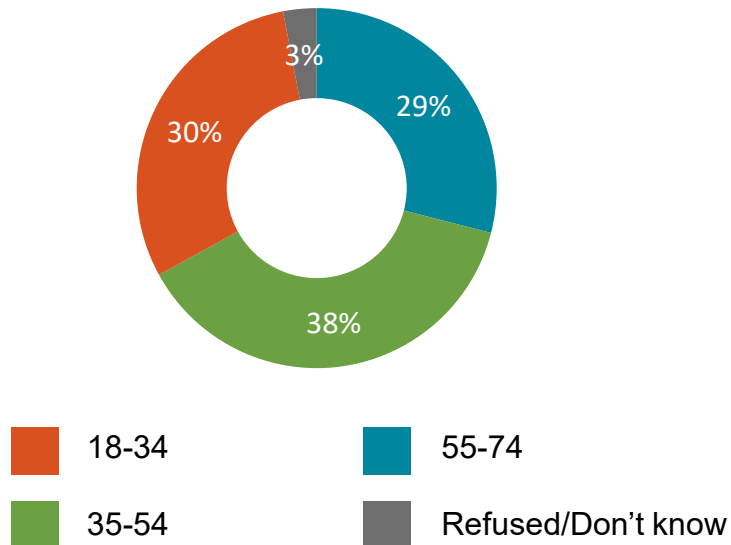
Race/Ethnicity



Marital Status



Age Group

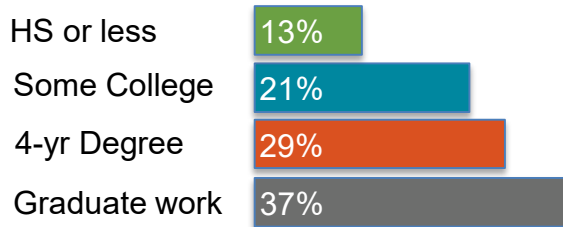


Veterans

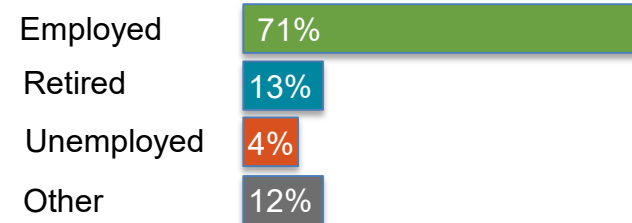


DEMOGRAPHICS

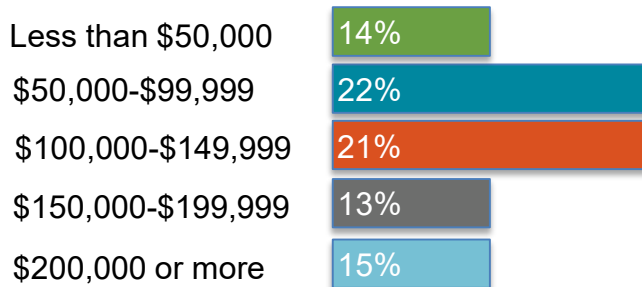
Education




Employment



Income

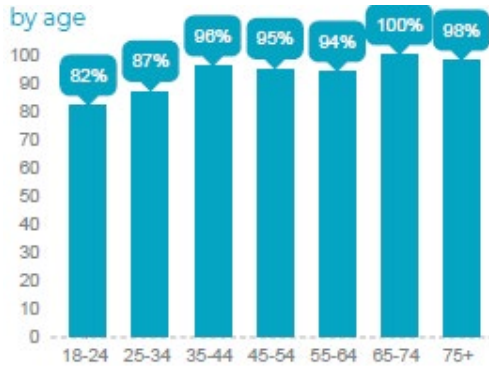


Housing

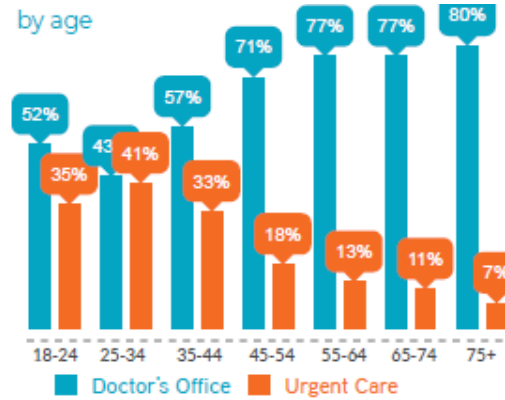


AGE

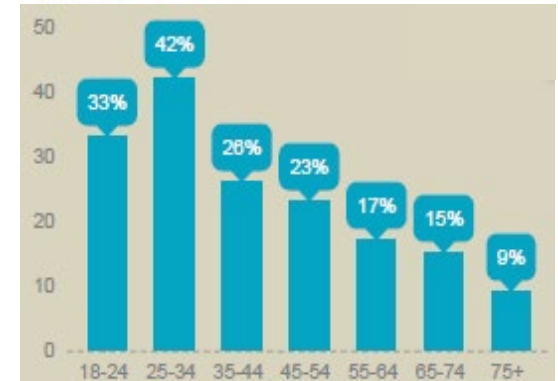
Health Care Coverage



Where treatment is sought



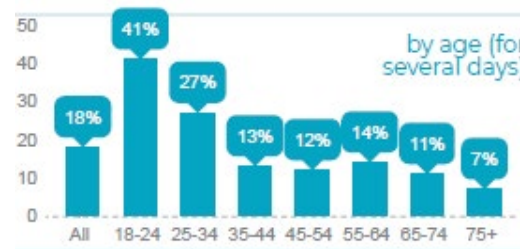
Binge drinking



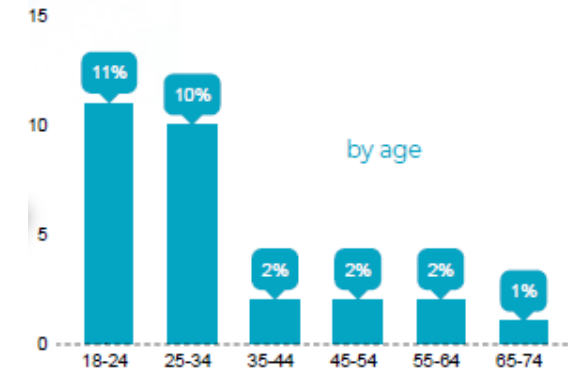
Anxious, Nervous, On Edge



Down, Depressed or Hopeless

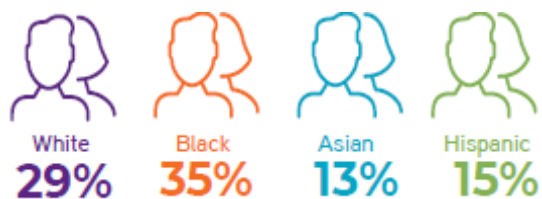


E-cigarette use

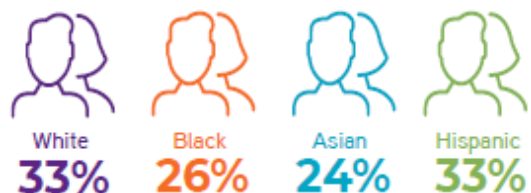


RACE

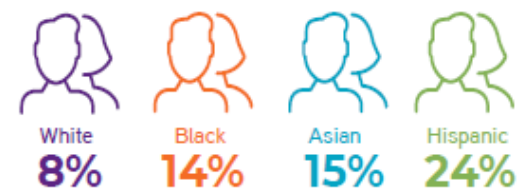
High blood pressure



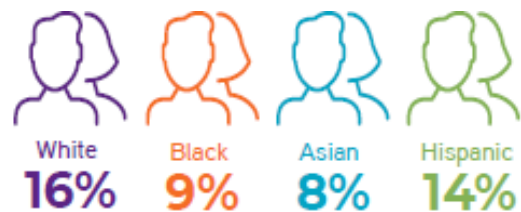
High cholesterol



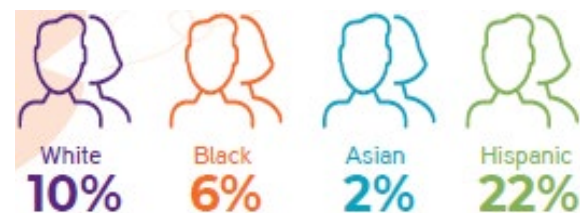
Didn't see a dentist when needed



Treatment for mental health



Asthma



INCOME

Earned less than \$50,000/year

- Higher ED utilization
- Higher BMI
- Lower fruit and vegetable consumption
- No cervical cancer screening
- Uncontrollable worry



<50K

GENDER

Medication for HBP



Medication for cholesterol



Asthma



Little interest in doing things



Uncontrollable worry

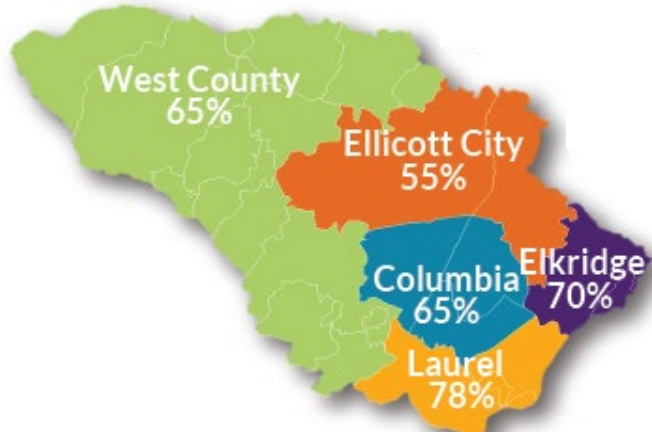


Treatment for mental health

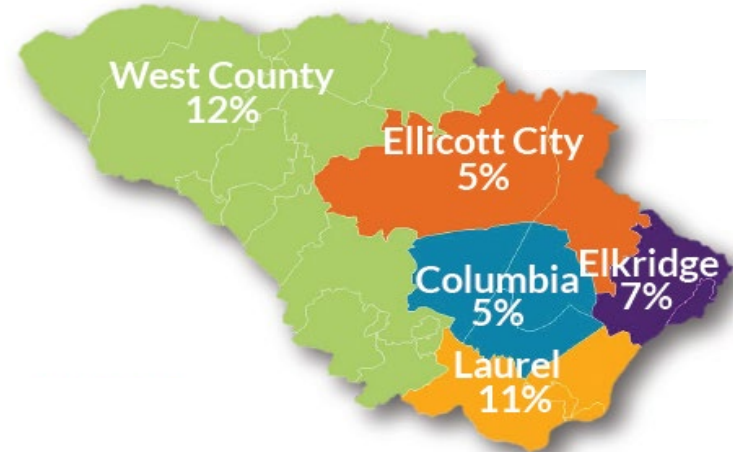


GEOGRAPHY

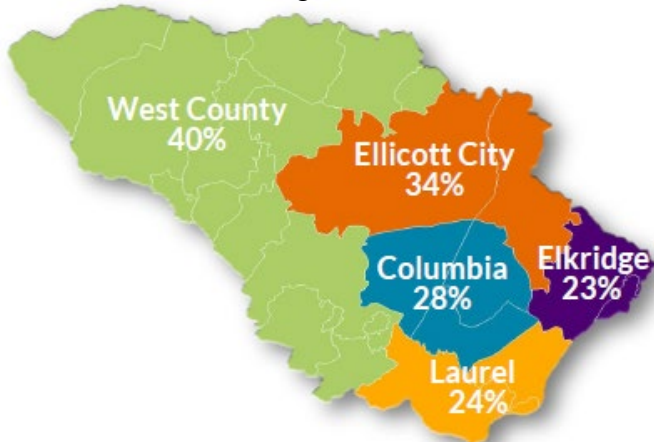
Overweight and Obese



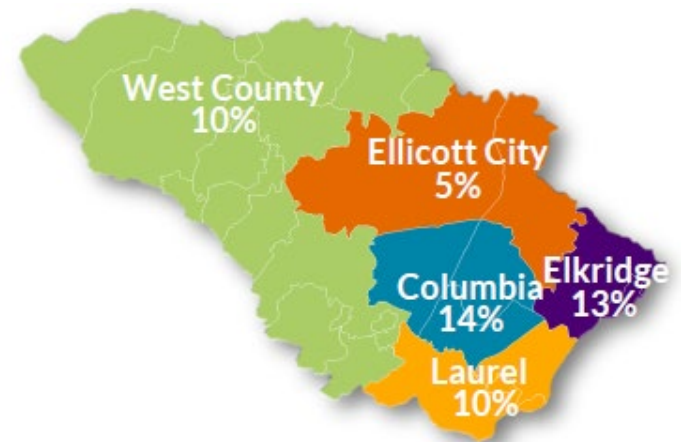
Smokers



Advanced Care Planning





Didn't see a dentist when needed



EMPLOYMENT

Unemployed or Self-employed

- No healthcare provider
- Unable to visit dentist when needed
- Lower fruit and vegetable consumption
- Less likely to have cervical or breast cancer screening
- Greater BMI
- Treatment for mental health
- Smokers



WEIGHT

High blood pressure



Normal
Weight

16%



Overweight

26%



Obese

40%

High cholesterol



Normal
Weight

25%



Overweight

30%



Obese

37%

Diabetes



Normal
Weight

5%



Overweight

6%



Obese

13%

Didn't see a dentist when needed



Normal
Weight

9%



Overweight

8%



Obese

16%

MORE INFORMATION

Howard County Health Data & Reports

<https://www.howardcountymd.gov/Departments/Health/Reports-Data>

HCHAS Infographics and Reports

<http://www.howardcountyhealthsurvey.com/>

Howard County Community Health Needs Assessment

https://www.hopkinsmedicine.org/howard_county_general_hospital/downloads/CommunityHealthNeedsAssessment_FY19.pdf

THANK YOU

